

RENOVÁVEL
SEGURO
EFICIENTE

Painéis Solares
Linha Premium

Painéis Solares



SULBRASIL
GROUP

Linha Premium - Painéis Solares

JAM72D42 (605-630)W

Destaques


Potências de 605W e 630W.
Certificação INMETRO portaria 140/2021.
Selo PROCEL de eficiência.
ISO 9001 e ISO 14001.

Aplicações

Sistemas residenciais Sistemas comerciais
Sistemas de bombeamento solar Usinas de solo
Usinas tracker

Características

Maior geração de energia, melhor LCOE
Tipo n com LID muito inferior
Melhor coeficiente de temperatura
Melhor resposta de baixa irradiância



630W 

Higher power generation better LCOE



n-type with very Lower LID



Better Temperature Coefficient



Better low irradiance response



12-year product warranty



30-year linear power output warranty

n-type Bifacial Double Glass High Efficiency Mono Module JAM72D42 LB

605-630

Comprehensive Certificates

- IEC 61215, IEC 61730
- ISO 9001: 2015 Quality management systems
- ISO 14001: 2015 Environmental management systems
- ISO 45001: 2018 Occupational health and safety management systems
- IEC 62941: 2019 Terrestrial photovoltaic (PV) modules - Quality system for PV module manufacturing

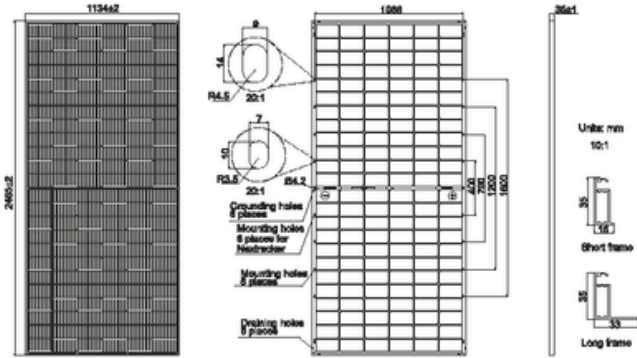




630W

605-630
JAM72D42

LB
Series



Remark: customized frame color and cable length available upon request

Cell	Mono-16BB
Weight	34.6kg
Dimensions	2465±2mm×1134±2mm×35±1mm
Cable Cross Section Size	4mm ² (IEC), 12 AWG(UL)
No. of cells	144(6×24)
Junction Box	IP68, 3 diodes
Connector	QC 4.10-35I/ MC4-EVO2A
Cable Length (Including Connector)	Portrait: 300mm(+)/400mm(-); 800mm(+)/800mm(-)(Leapfrog) Landscape: 1500mm(+)/1500mm(-)
Front Glass/Back Glass	2.0mm/2.0mm
Packaging Configuration	31pcs/Pallet, 496pcs/40HQ Container

ELECTRICAL PARAMETERS AT STC

TYPE	JAM72D42 -605/LB	JAM72D42 -610/LB	JAM72D42 -615/LB	JAM72D42 -620/LB	JAM72D42 -625/LB	JAM72D42 -630/LB
Rated Maximum Power(Pmax) [W]	605	610	615	620	625	630
Open Circuit Voltage(Voc) [V]	51.47	51.67	51.87	52.07	52.27	52.47
Maximum Power Voltage(Vmp) [V]	42.91	43.11	43.31	43.51	43.71	43.90
Short Circuit Current(Isc) [A]	14.96	15.01	15.06	15.11	15.16	15.21
Maximum Power Current(Imp) [A]	14.10	14.15	14.20	14.25	14.30	14.35
Module Efficiency [%]	21.6	21.8	22.0	22.2	22.4	22.5
Power Tolerance	0~+5W					
Temperature Coefficient of Isc(α _{Isc})	+0.046%/°C					
Temperature Coefficient of Voc(β _{Voc})	-0.260%/°C					
Temperature Coefficient of Pmax(γ _{Pmp})	-0.300%/°C					

STC Irradiance 1000W/m², cell temperature 25 °C, AM1.5G

Remark: Electrical data in this catalog do not refer to a single module and they are not part of the offer. They only serve for comparison among different module types.

ELECTRICAL CHARACTERISTICS WITH 10% SOLAR IRRADIATION RATIO

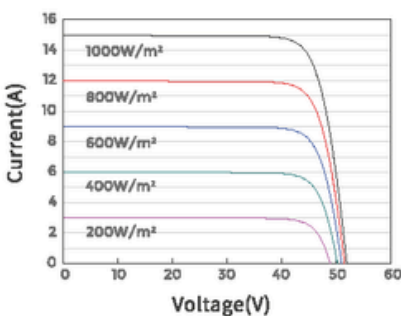
TYPE	JAM72D42 -605/LB	JAM72D42 -610/LB	JAM72D42 -615/LB	JAM72D42 -620/LB	JAM72D42 -625/LB	JAM72D42 -630/LB
Rated Max Power(Pmax) [W]	653	659	664	670	675	680
Open Circuit Voltage(Voc) [V]	51.47	51.67	51.87	52.07	52.27	52.47
Max Power Voltage(Vmp) [V]	42.91	43.11	43.31	43.51	43.71	43.90
Short Circuit Current(Isc) [A]	16.16	16.21	16.26	16.32	16.37	16.43
Max Power Current(Imp) [A]	15.23	15.28	15.34	15.39	15.44	15.50
Irradiation Ratio (rear/front)	10%					

*For NexTracker installations, maximum static load please take compatibility approve letter between JA Solar and NexTracker for reference.

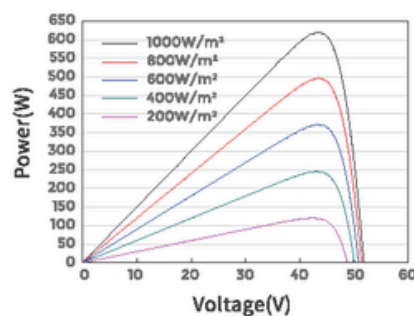
**Bifaciality=Pmax,rear/Rated Pmax,front

CHARACTERISTICS

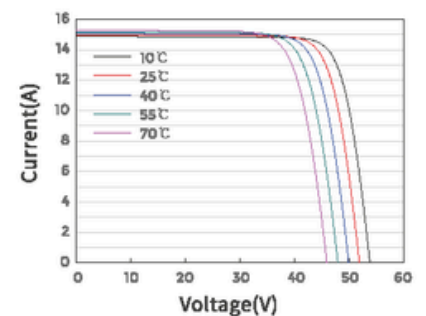
Current-Voltage Curve JAM72D42-620/LB



Power-Voltage Curve JAM72D42-620/LB

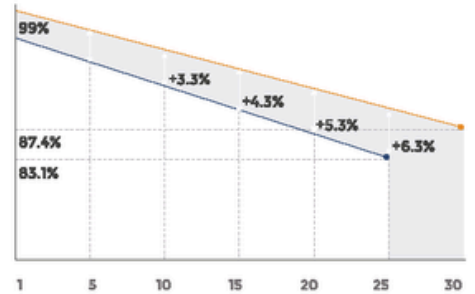


Current-Voltage Curve JAM72D42-620/LB



Superior Warranty

1% 1st-year Degradation
0.4% Annual Degradation Over 30 years



- n-type Bifacial Double Glass Module Linear Performance Warranty
- Standard Module Linear Performance Warranty

OPERATING CONDITIONS

Maximum System Voltage	1500V DC
Operating Temperature	-40 °C ~ +85 °C
Maximum Series Fuse Rating	30A
Maximum Static Load, Front*	5400Pa (112 lb/ft ²)
Maximum Static Load, Back*	2400Pa (50 lb/ft ²)
NOCT	45±2 °C
Bifaciality**	80%±10%
Fire Performance	UL Type 29



SULBRASIL
GROUP